



Report on Student Outcomes and School Climate

Alberta Elementary Survey 2016 (4726)

C W Sears Elementary School Highlights

Your version of the **OurSCHOOL** student survey measures 12 indicators based on the most recent research on school and classroom effectiveness. This report provides highlights based on data from 58 students in this school that participated in the survey between 6 Dec. 2016 and 6 Dec. 2016. The number of students by grade level is:

grade 4: 58

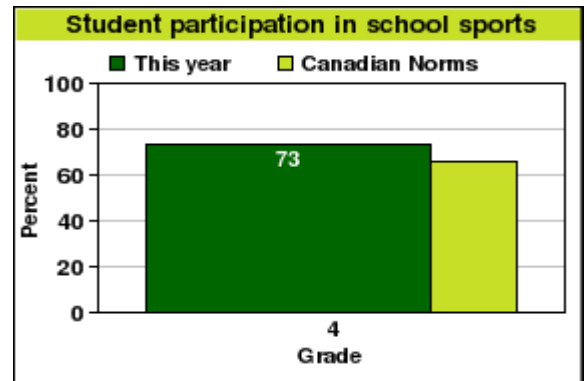
The bar charts show the results by grade for grades with at least 5 students. These are compared with Canadian norms, which are based on last year's results for all students using the OurSCHOOL survey at the grade levels found in this school. For details on the survey see www.thelearningbar.com.

Social-Emotional Outcomes

Student participation in school sports

Students who play sports with an instructor at school, other than in a gym class.

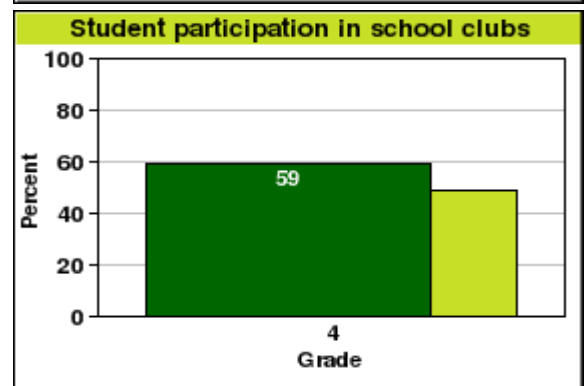
- 73% of students in this school had a high rate of participation in sports; the Canadian norm for these grades is 66%.
- 62% of the girls and 83% of the boys in this school had a high rate of participation in sports. The Canadian norm for girls is 64% and for boys is 68%.



Student participation in school clubs

Students who take part in art, drama, or music groups; school clubs; or a school committee.

- 59% of students in this school had a high rate of participation in clubs; the Canadian norm for these grades is 49%.
- 69% of the girls and 50% of the boys in this school had a high rate of participation in clubs. The Canadian norm for girls is 55% and for boys is 43%.

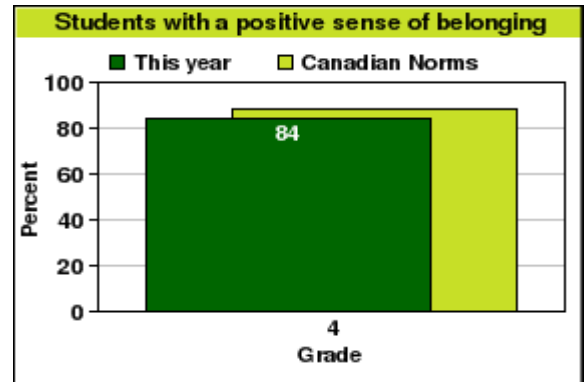


Social-Emotional Outcomes

Students with a positive sense of belonging

Students who feel accepted and valued by their peers and by others at their school.

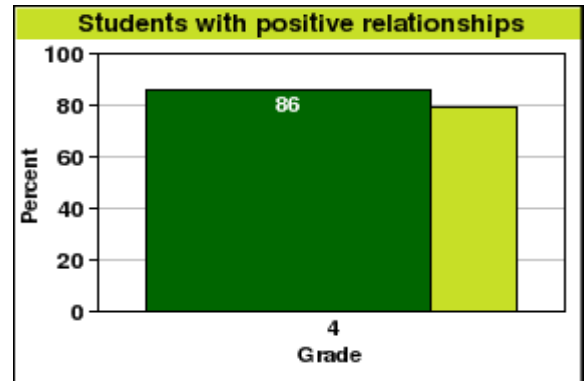
- 84% of students in this school had a high sense of belonging; the Canadian norm for these grades is 88%.
- 82% of the girls and 85% of the boys in this school had a high sense of belonging. The Canadian norm for girls is 89% and for boys is 86%.



Students with positive relationships

Students who have friends at school they can trust and who encourage them to make positive choices.

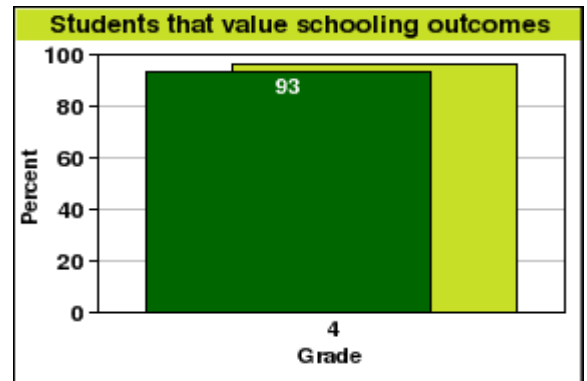
- In this school, 86% of students had positive relationships; the Canadian norm for these grades is 79%.
- 86% of the girls and 87% of the boys in this school had positive relationships. The Canadian norm for girls is 83% and for boys is 76%.



Students that value schooling outcomes

Students who believe that education will benefit them personally and economically, and will have a strong bearing on their future.

- 93% of students in this school valued school outcomes; the Canadian norm for these grades is 96%.
- 100% of the girls and 87% of the boys in this school valued school outcomes. The Canadian norm for girls is 97% and for boys is 95%.

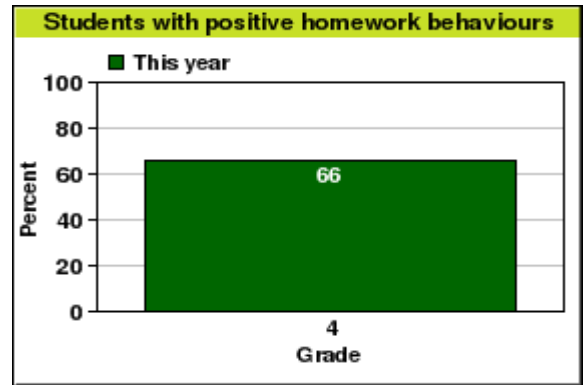


Social-Emotional Outcomes

Students with positive homework behaviours

Students who do homework for their classes with a positive attitude and in a timely manner.

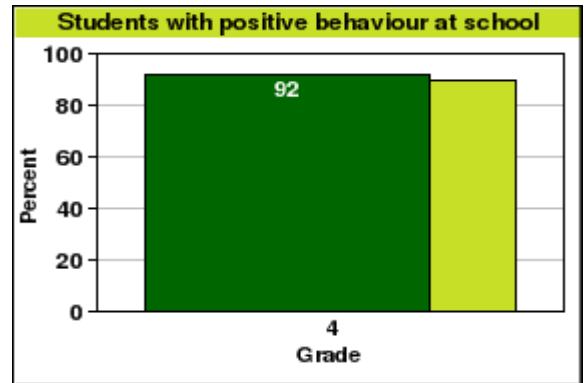
- In this school, 66% of students had positive homework behaviours.
- 86% of the girls and 47% of the boys in this school had positive homework behaviours.



Students with positive behaviour at school

Students that do not get in trouble at school for disruptive or inappropriate behaviour.

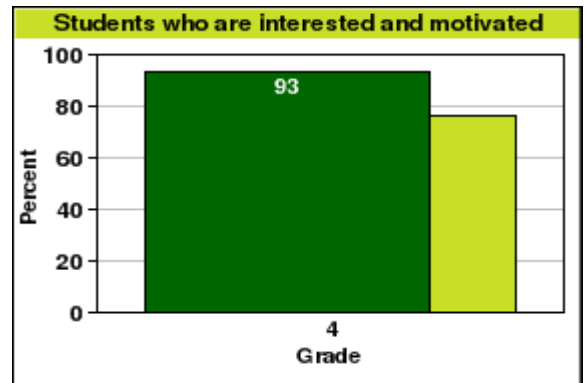
- In this school, 92% of students had positive behaviour; the Canadian norm for these grades is 90%.
- 97% of the girls and 87% of the boys in this school with positive student behaviour at school. The Canadian norm for girls is 95% and for boys is 85%.



Students who are interested and motivated

Students who are interested and motivated in their learning.

- 93% of students in this school were interested and motivated; the Canadian norm for these grades is 76%.
- 100% of the girls and 87% of the boys in this school were interested and motivated. The Canadian norm for girls is 79% and for boys is 73%.

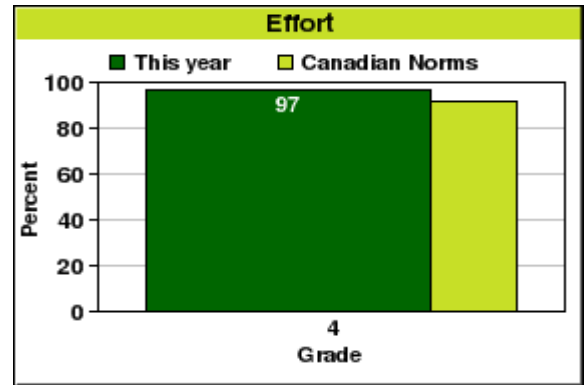


Social-Emotional Outcomes

Effort

Students who try hard to succeed in their learning.

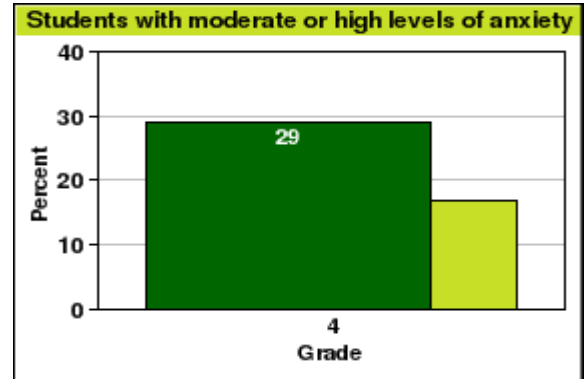
- 97% of students in this school tried hard to succeed; the Canadian norm for these grades is 92%.
- 100% of the girls and 93% of the boys in this school tried hard to succeed. The Canadian norm for girls is 94% and for boys is 90%.



Students with moderate or high levels of anxiety

Students who have intense feelings of fear, intense anxiety, or worry about particular events or social situations.

- 29% of students in this school had moderate to high levels of anxiety; the Canadian norm for these grades is 17%.
- 31% of the girls and 28% of the boys in this school had moderate to high levels of anxiety. The Canadian norm for girls is 21% and for boys is 14%.

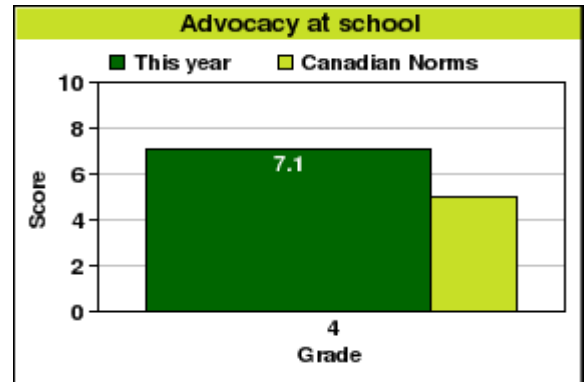


DRIVERS of Student Outcomes

Advocacy at school

Students who feel they have someone at school who consistently provides encouragement and can be turned to for advice.

- In this school, students rated advocacy at school 7.1 out of 10; the Canadian norm for these grades is 5.
- In this school, advocacy at school was rated 7.6 out of 10 by girls and 6.5 out of 10 by boys. The Canadian norm for girls is 5 and for boys is 5.1.





Report on Student Outcomes and School Climate
Alberta Elementary Survey 2016 (4726)
C W Sears Elementary School Highlights

Demographic Factors

Aboriginal status

Students who are of Aboriginal origin, that is, North American Indian, Métis, or Inuk.

- 20% of students in this school are of Aboriginal origin.
- 14% of the girls and 27% of the boys in this school are of Aboriginal origin.

